# THERMALTRONICS







QUALITY ASSURED FIRM ISO 9000

QUALITY ASSURED FIRM ISO 14000

www.thermaltronics.com

# TMT-R9800S

## Precision Robot Soldering System

## TMT-R9800S

ESD FREE LEAD FREE

The Thermaltronics Robot System incorporates innovative design concepts and precision components to ensure accuracy. The combination of high precision hardware and intelligent software ensures precision soldering and low operator training costs.

- Six Axis Soldering/Dispensing Platform
- Full vision mapping & Fiducial Marks
- Laser Height Measurement
- Curie Heat Technology provides precise temp. control
- Flux & Solder Paste dispensing
- Fume extraction
- Desoldering (Optional)
- Nitrogen Protection (Optional)

## TMT-R9800S SPECIFICATIONS

| | | |
|---|---|---|
| Input Line Voltage | 100-120 VAC, 220-240 VAC | |
| Servo Motor Axis | 6 Axis | |
| Camera View | 290mm x 200mm | |
| PCBA Size Max | 200mm x 200mm with rotation | |
| Soldering Region Max | 190mm x 170mm | |
| Dynamic Range of Shaft | X Axis | 290mm Standard |
| | Y Axis | 200mm Standard |
| | Z1, Z2 Axis | 70mm |
| | R Axis | 360° |
| Shaft Speed | X, Y & Z Axis | 0.1 ~ 300 mm/sec |
| | R Axis | 0.1 ~ 450°/sec |
| Positioning Repeatability | X, Y & Z Axis | ±0.01 mm |
| | R Axis | ±0.02° |
| Camera resolution | 0.015mm | |
| Air Pressure | Max. 6 Bar/ 87 psi | |
| Solder wire diameter range | 0.4mm - 1.0mm (Optional: 0.3mm - 2.0mm) | |
| Controller | Industrial Computer | |
| Operating System | Windows Professional | |
| Soldering System | 120 watts (40 watts RF output) | |
| Curie Heat Technology | 250°C - 500°C (382°F - 932°F) (Tip cartridge pre-defined) | |
| Power Consumption | 1 KVA | |
| Dimensions | 800mm (H) x 702mm (D) x 620mm (W) | |
| Weight | 125 KG (275 LBS) | |

THERMALTRONICS

# TMT-R9800S

## Precision Robot Soldering System

## HARDWARE FEATURES

### DUAL ARM SYSTEM

- Soldering Tip and Solder Wire Feeder are located on two different arms, this simulates the operator's soldering process.

### VISION SYSTEM

- High resolution Camera for image recognition, scanning & fiducial marks.
- Programming is done on the image.



### LASER HEIGHT MEASUREMENT

- Real time laser measurement eliminates height variance in soldering
- Check for missing parts & board warpage




### SOLDER TIP CALIBRATION

- Easy to use tip calibration
- Maintain high accuracy & repeatability during soldering processes



### TIP CLEANING SYSTEM

- Two types of cleaning: air blower & brass brush
- Solder tip can move separately from the solder wire feeder

### FINE TUNING

- Fine tuning system for solder tip and solder wire feeder
- Fast and accurate system setup



THERMALTRONICS

# TMT-R9800S

## Precision Robot Soldering System

## SOFTWARE INTERFACE

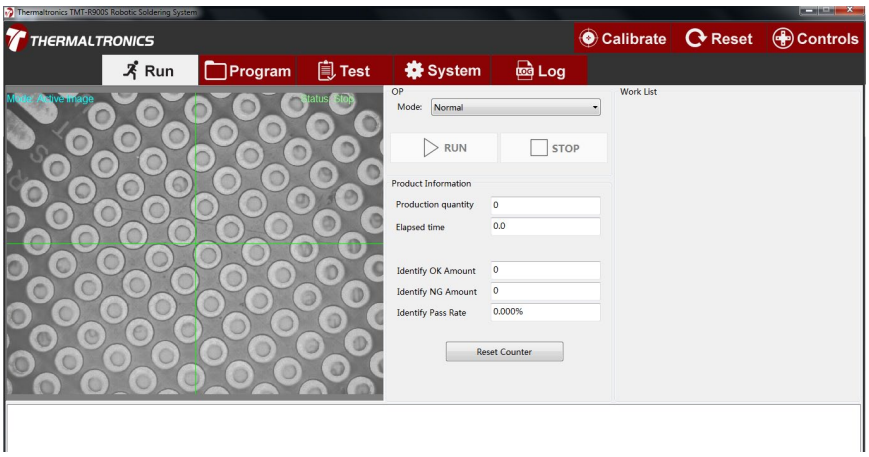


## R SERIES TIP CARTRIDGES

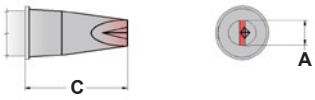


CHISEL W/GROOVE

| Part Number | A MM | A IN. | C MM | C IN. |
|---|---|---|---|---|
| R7BCV020 | 2.00 | 0.08" | 9.00 | 0.35" |
| R7BCV024 | 2.40 | 0.09" | 9.00 | 0.35" |
| R7BCV030 | 3.00 | 0.12" | 9.00 | 0.35" |
| R7DV010 | 1.00 | 0.04" | 9.00 | 0.35" |
| R7DV013 | 1.30 | 0.05" | 9.00 | 0.35" |
| R7DV016 | 1.60 | 0.06" | 9.00 | 0.35" |
| R7DV020 | 2.00 | 0.08" | 9.00 | 0.35" |
| R7DV024 | 2.40 | 0.09" | 9.00 | 0.35" |
| R7DV030 | 3.00 | 0.12" | 9.00 | 0.35" |
| R7DV040 | 4.00 | 0.16" | 9.00 | 0.35" |
| R7DV050 | 5.00 | 0.20" | 9.00 | 0.35" |
| R7FK010 | 1.00 | 0.04" | 9.00 | 0.35" |
| R7FK013 | 1.30 | 0.05" | 9.00 | 0.35" |
| R7FK016 | 1.60 | 0.06" | 9.00 | 0.35" |
| R7FK020 | 2.00 | 0.08" | 9.00 | 0.35" |
| R7FK024 | 2.40 | 0.09" | 9.00 | 0.35" |
| R7LRF403C1 | 1.78 | 0.07” | 15.00 | 0.59" |

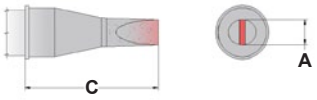


CHISEL

| Part Number | A MM | A IN. | C MM | C IN. |
|---|---|---|---|---|
| R7D008 | 2.00 | 0.08" | 9.00 | 0.35" |
| R7D010 | 2.40 | 0.09" | 9.00 | 0.35" |

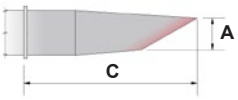


BEVEL

| Part Number | B MM | B IN. | C MM | C IN. |
|---|---|---|---|---|
| R7PC010 | 1.00 | 0.04" | 10.00 | 0.39" |
| R7PC012 | 1.20 | 0.05" | 10.00 | 0.39" |
| R7PC016 | 1.60 | 0.06" | 10.00 | 0.39" |

*Only commonly used tips are listed. For customized tips and specialty tips please inquire with your local distributor

6 = Temperature Sensitive 7 = Standard Applications 8 = High Performance

www.thermaltronics.com

THERMALTRONICS

# TMT-R9000S

## Large Precision Robot Soldering System




## TMT-R9000S

ESD FREE LEAD FREE

The Thermaltronics Robot System incorporates innovative design concepts and precision components to ensure accuracy. The combination of high precision hardware and intelligent software ensures precision soldering and low operator training costs.

- Dual Arm, 6 Axis Soldering/Dispensing Platform
- Large Soldering Area
- Intelligently compensates for PCBA variance
- Full vision mapping & Fiducial Marks
- Laser Height Measurement
- Curie Heat Technology provides precise temp. control
- Fume extraction
- Flux & Solder Paste dispensing (Optional)
- Pre-heater (Optional)

## TMT-R9000S SPECIFICATIONS

| | | |
|---|---|---|
| Input Line Voltage | 100-120 VAC, 220-240 VAC | |
| Servo Motor Axis | 6 Axis | |
| Camera View | 600mm x 500mm | |
| PCBA Size Max | 670mm diameter with rotation | |
| Soldering Region Max | 560mm x 436mm without PCB rotation | |
| | 436mm diameter with PCB rotation | |
| Dynamic Range of Shaft | X Axis | 600mm Standard |
| | Y Axis | 500mm Standard |
| | Z1, Z2 Axis | 100mm |
| | R Axis | 360° |
| Shaft Speed | X, Y & Z Axis | 0.1 ~ 300 mm/sec |
| | R Axis | 0.1 ~ 450°/sec |
| Position Repeatability | X, Y & Z Axis | ±0.01 mm |
| | R Axis | ±0.02° |
| Camera resolution | 0.015mm | |
| Air Pressure | Max. 6 Bar/ 87 psi | |
| Solder wire diameter range | 0.4mm - 1.0mm (Optional: 0.3mm - 2.0mm) | |
| Controller | Industrial Computer | |
| Operating System | Windows Professional | |
| Soldering System | 120 watts (40 watts RF output) | |
| Curie Heat Technology | 250°C - 500°C (382°F - 932°F) (Tip cartridge pre-defined) | |
| Power Consumption | 1.2 KVA | |
| Dimensions | 1050 mm (H) x 1200mm (D) x 920mm (W) | |
| Weight | 300 KG (660 LBS) | |

THERMALTRONICS

# TMT-R9900S

## Inline Robot Soldering System

## TMT-R9900S

ESD FREE LEAD FREE

The Thermaltronics Robot System incorporates innovative design concepts and precision components to ensure accuracy. The combination of high precision hardware and intelligent software ensures precision soldering and low operator training costs.

- 8-Axis Soldering/Dispensing Platform
- Full vision mapping & Fiducial Marks
- Laser Height Measurement
- Curie Heat Technology provides precise temp. control
- Dynamic Compensation for board variance
- Fume extraction
- Flux & Solder Paste Dispensing (Optional)
- PCB Loader w/Preheater (Optional)
- Nitrogen Protection (Optional)

## TMT-R9900S SPECIFICATIONS

| | | |
|---|---|---|
| Input Line Voltage | 220-240 VAC | |
| Servo Motor Axis | 8 Axes | |
| Camera View | 450mm x 550mm | |
| PCBA Size Max | 450mm x 550mm | |
| Soldering Region Max | 450mm x 450mm with rotation | |
| Dynamic Range of Shaft | X Axis | 550mm Standard |
| | Y Axis | 800mm Standard |
| | Z1, Z2 Axis | 150mm |
| | R Axis | 360° |
| Shaft Speed | X, Y Axis | 0.1 ~ 1200 mm/sec |
| | Z Axis | 0.1 ~ 800 mm/sec |
| | R Axis | 0.1 ~ 360°/sec |
| Position Repeatability | X, Y & Z Axis | ±0.01 mm |
| | R Axis | ±0.02° |
| Rotation Platform | Repeatability | sec ±5 (0.001°) |
| | Accuracy | sec ±10 (0.002°) |
| | Concentricity | mm ±0.01 |
| Camera | Resolution | 0.015mm |
| Air Pressure | Max. 8 Bar / 120 psi | |
| Solder wire diameter range | 0.4mm - 1.0mm (Optional: 0.3mm - 2.0mm) | |
| Controller | Industrial Computer | |
| Curie Heat Technology | 250°C - 500°C (382°F - 932°F) (Tip cartridge pre-defined) | |
| Dimensions | 1600mm (H) x 1452mm (D) x 1000mm (W) | |
| Weight | 750 KG (1650 LBS) | |

THERMALTRONICS

# TMT-R8000S

## Standard Robot Soldering System

## TMT-R8000S

ESD FREE LEAD FREE

The Thermaltronics Robot System incorporates innovative design concepts and precision components to ensure accuracy. The combination of high precision hardware and intelligent software ensures precision soldering and low operator training costs.

- 6-Axis Soldering/Dispensing Platform
- Full vision mapping & Fiducial Marks
- Laser Height Measurement
- Curie Heat Technology provides precise temp. control
- Dynamic Compensation for board variance
- Fume extraction Kit
- Flux & Solder Paste dispensing (Optional)
- Nitrogen Protection (Optional)

## TMT-R8000S SPECIFICATIONS

| | | |
|---|---|---|
| Input Line Voltage | 100-120 VAC, 220-240 VAC | |
| Servo Motor Axis | 6 Axes | |
| Camera View | 400mm x 300mm | |
| PCBA Size Max | 300mm x 300mm | |
| Soldering Region Max | 300mm x 300mm | |
| Dynamic Range of Shaft | X Axis | 400mm Standard |
| | Y Axis | 300mm Standard |
| | Z1, Z2 Axis | 100mm, 20mm |
| | R Axis | 330° |
| Shaft Speed | X, Y Axis | 0.1 ~ 300 mm/sec |
| | Z Axis | 0.1 ~ 300 mm/sec |
| | R Axis | 0.1 ~ 360°/sec |
| Positioning Repeatability | X, Y & Z Axis | ±0.02 mm |
| | R Axis | ±0.03° |
| Camera | Resolution | 0.015mm |
| Air Pressure | Max. 6 Bar/ 87 psi | |
| Solder wire diameter range | 0.4mm - 1.0mm (Optional: 0.3mm - 2.0mm) | |
| Controller | Industrial Computer | |
| Ports and connectors | RJ45, USB, COM | |
| Operating System | Windows Professional | |
| Soldering System | 120 watts (40 watts RF output) | |
| Curie Heat Technology | 250°C - 500°C (382°F - 932°F) (Tip cartridge pre-defined) | |
| Dimensions | 840mm (H) x 690mm (D) x 660mm (W) | |
| Weight | 100 KG (220 LBS) | |

THERMALTRONICS

# TMT-9000S

## Soldering & Rework Station

## TMT-9000S

ESD SAFE LEAD FREE

The TMT-9000S is based on Curie Heat Technology which responds to the thermal demands of each solder joint by adjusting the power instantaneously, thereby meeting the exact requirements of the substrate component and solder material.

- High thermal recovery & performance.
- 13.56MHz power supply with built-in LCD display.
- Dual switchable soldering ports.
- No calibration or operator training required.
- No additional coil assembly costs.





## TMT-9000S SPECIFICATIONS

| | | |
|---|---|---|
| Input Line Voltage: | TMT-9000PS-1 | 100-110 VAC |
| | TMT-9000PS-2 | 220-240 VAC |
| Surface Resistivity: | | $10^5$ - $10^9$ Ω/sq |
| Tip to Ground Potential: | | <2 mV |
| Tip to Ground Resistance: | | <2 Ohms |
| Idle temperature Stability: | | +/- 1.1 °C (2 °F) |
| Max Enclosure Temperature: | | 50 °C (122 °F) |
| Fuse: | TMT-9000PS-1 | 250V 1A “Slo-Blo” |
| | TMT-9000PS-2 | 250V 0.5A “Slo-Blo” |
| Output Power (Maximum): | | 40 Watts |
| Output Frequency: | | 13.56 MHz |
| Size (W x H x D): | | 212mm x 118mm x 132mm |
| Weight: | | 3.47 KG |
| LCD display: | | 60mm x 16mm |
| Input Line Frequency: | | 50/60 Hz |

## PACKING LIST

| | |
|---|---|
| TMT-9000PS | Power Supply |
| SHH-1 | Soldering Handpiece Holder |
| SHP-1 | Soldering Handpiece |
| RMP-1 | Tip Removal Pad |
| SG-1-GR | Handpiece Grip Green |
| SG-1-GY | Handpiece Grip Gray |
| BC-1 | Brass Curls |
| SPG-1 | Sulphide Free Sponge |
| M7CH176 | Soldering tip cartridge |

## CERTIFICATION MARKS

*Tested & certified by TUV-SUD

THERMALTRONICS

www.thermaltronics.com

# TMT-9000S

## M Series Tip Cartridges

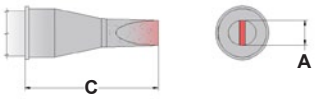


CHISEL

| Part Number | A MM | A IN. | C MM | C IN. |
|---|---|---|---|---|
| M7CH012 | 1.20 | 0.05" | 13.00 | 0.51" |
| M7CH016 | 1.60 | 0.06" | 13.00 | 0.51" |
| M7CH024 | 2.40 | 0.09" | 13.00 | 0.51" |
| M7CH030 | 3.00 | 0.12" | 11.00 | 0.43" |
| M7CH038 | 3.80 | 0.15" | 22.00 | 0.87" |
| M7CH052 | 5.20 | 0.20" | 12.00 | 0.47" |
| M7CH175 | 2.50 | 0.10" | 10.00 | 0.39" |
| M7CH176 | 1.78 | 0.07" | 10.00 | 0.39" |
| M7CH177 | 1.50 | 0.06" | 10.00 | 0.39" |
| M7CH178 | 1.00 | 0.04" | 9.00 | 0.35" |
| M7CH179 | 1.00 | 0.04" | 6.40 | 0.25" |
| M7CH180 | 3.00 | 0.12" | 8.90 | 0.35" |
| M7CH181 | 3.00 | 0.12" | 5.20 | 0.20" |
| M7CH250 | 5.00 | 0.20" | 7.50 | 0.30" |
| M7CP200 | 2.50 | 0.10" | 6.40 | 0.25" |
| M7CP201 | 1.80 | 0.07" | 6.40 | 0.25" |
| M7CP202 | 1.50 | 0.06” | 6.40 | 0.25” |
| M7LC650 | 5.00 | 0.20" | 11.40 | 0.45" |
| M7LR403 | 1.78 | 0.07" | 15.00 | 0.59" |

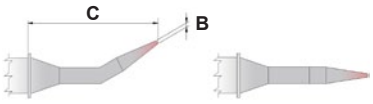


CONICAL BENT

| Part Number | B MM | B IN. | C MM | C IN. |
|---|---|---|---|---|
| M7B325 | 0.40 | 0.016" | 16.00 | 0.63" |
| M7BS375 | 0.25 | 0.01" | 13.00 | 0.51" |
| M7MD575 | 0.51 | 0.02" | 15.40 | 0.61" |
| M7SB275 | 0.40 | 0.016" | 8.40 | 0.33" |
| M7SB276 | 0.50 | 0.02" | 14.00 | 0.55" |

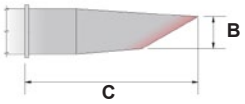


BEVEL / HOOF

| Part Number | B MM | B IN. | C MM | C IN. |
|---|---|---|---|---|
| M7BV010 | 1.00 | 0.04" | 13.40 | 0.53" |
| M7BV030 | 3.00 | 0.12" | 13.00 | 0.51" |
| M7BV350 | 1.78 | 0.07" | 14.00 | 0.55" |
| M7BS602 | 1.80 | 0.07" | 6.40 | 0.25" |
| M7DS525 | 3.30 | 0.13" | 17.90 | 0.70" |
| M7DS529 | 1.52 | 0.06" | 16.40 | 0.65" |
| M7LR400 | 1.00 | 0.04" | 14.60 | 0.57" |
| M7LR401 | 3.05 | 0.12" | 16.40 | 0.65" |
| M7WV020 | 2.00 | 0.08” | 13.00 | 0.51” |
| M7WV031 | 3.10 | 0.12” | 16.40 | 0.65” |
| M7WV300 | 3.00 | 0.12" | 14.50 | 0.57" |

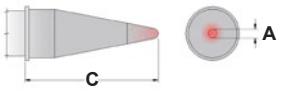


CONICAL

| Part Number | A MM | A IN. | C MM | C IN. |
|---|---|---|---|---|
| M7C300 | 0.40 | 0.016" | 14.00 | 0.55" |
| M7C301 | 0.50 | 0.02" | 5.00 | 0.20" |
| M7CP302 | 0.40 | 0.016" | 8.90 | 0.35" |
| M7CP303 | 1.00 | 0.04" | 7.40 | 0.29" |
| M7CS150 | 0.40 | 0.016" | 13.00 | 0.51" |
| M7CS151 | 1.00 | 0.04" | 13.40 | 0.53" |
| M7CS152 | 0.40 | 0.016" | 8.50 | 0.33" |
| M7CS154 | 1.00 | 0.04" | 16.40 | 0.65" |
| M7CS155 | 0.50 | 0.02" | 15.40 | 0.61" |
| M7MF375 | 0.25 | 0.01" | 13.40 | 0.53" |

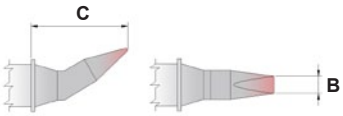


CHISEL BENT

| Part Number | B MM | B IN. | C MM | C IN. |
|---|---|---|---|---|
| M7CB225 | 1.78 | 0.07" | 10.00 | 0.39" |
| M7CB226 | 1.50 | 0.06" | 12.00 | 0.47" |

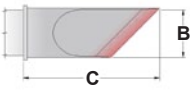


KNIFE

| Part Number | B MM | B IN. | C MM | C IN. |
|---|---|---|---|---|
| M7DS526 | 4.83 | 0.19" | 16.00 | 0.63" |
| M7K047 | 4.70 | 0.19" | 13.00 | 0.51" |
| M7K100 | 4.83 | 0.19" | 16.40 | 0.65" |

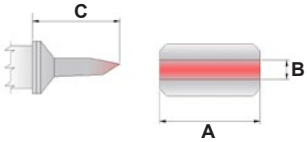


BLADE

| Part Number | A MM | A IN. | B MM | B IN. | C MM | C IN. |
|---|---|---|---|---|---|---|
| M7LB124 | 5.00 | 0.20" | 2.00 | 0.08" | 9.00 | 0.35" |
| M7LB125 | 10.41 | 0.41" | 2.00 | 0.08" | 9.00 | 0.35" |
| M7LB126 | 15.75 | 0.62" | 2.00 | 0.08" | 9.00 | 0.35" |
| M7LB127 | 22.10 | 0.87" | 2.00 | 0.08" | 9.00 | 0.35" |
| M7LB128 | 30.00 | 1.18" | 2.00 | 0.08" | 9.00 | 0.35" |

**6 = Temperature Sensitive 7 = Standard Applications 8 = High Performance**

THERMALTRONICS

# POWER PLUS

## M Series Power Plus

### POWER PLUS TIPS

M Series - Power Plus tips are designed with a larger copper mass and extra plating. These design changes have helped increase soldering performance as well as tip life. Users of the TMT-9000S can now experience significant performance gains while soldering heavy duty jobs without increasing the tip temperature.

**Power Plus - High Performance, Longer Tip Life**

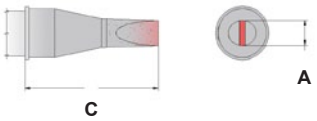


CHISEL

| Part Number | A MM | A IN. | C MM | C IN. |
|---|---|---|---|---|
| M7CH032H | 3.20 | 0.13" | 10.00 | 0.39" |
| M7CH060H | 6.00 | 0.24" | 5.00 | 0.20" |
| M7CH080H | 8.00 | 0.31" | 5.00 | 0.20" |
| M7CH175H | 2.50 | 0.10" | 10.30 | 0.41" |
| M7CH176H | 1.78 | 0.07" | 10.30 | 0.41" |
| M7CH177H | 1.50 | 0.059" | 10.30 | 0.41" |
| M7CH178H | 1.00 | 0.04" | 11.40 | 0.45" |
| M7CH250H | 5.00 | 0.20” | 14.00 | 0.55” |

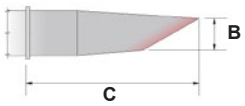


BEVEL / HOOF

| Part Number | B MM | B IN. | C MM | C IN. |
|---|---|---|---|---|
| M7DS023H | 3.10 | 0.12" | 18.20 | 0.72" |
| M7BV010H | 1.10 | 0.04” | 13.40 | 0.53” |
| M7BV020H | 2.00 | 0.08” | 17.00 | 0.67” |
| M7BV030H | 3.00 | 0.12” | 13.00 | 0.51” |
| M7BV040H | 4.00 | 0.16” | 17.00 | 0.67” |
| M7BV050H | 5.00 | 0.20” | 15.00 | 0.59” |
| M7BV060H | 6.00 | 0.24” | 15.00 | 0.59” |
| M7BVF010H | 1.00 | 0.04” | 15.00 | 0.59” |
| M7BVF020H | 2.00 | 0.08” | 17.00 | 0.67” |
| M7BVF030H | 3.00 | 0.12” | 17.00 | 0.67” |
| M7BVF050H | 5.00 | 0.20” | 15.00 | 0.59” |
| M7BVF060H | 6.00 | 0.24” | 15.00 | 0.59” |

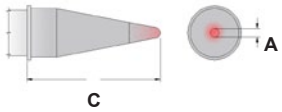


CONICAL

| Part Number | A MM | A IN. | C MM | C IN. |
|---|---|---|---|---|
| M7C300H | 0.40 | 0.016" | 19.00 | 0.75" |
| M7CP303H | 1.00 | 0.04" | 14.40 | 0.57" |
| M7CS152H | 0.51 | 0.02" | 11.80 | 0.46" |
| M7CS151H | 1.00 | 0.04" | 15.40 | 0.61" |
| M7CS014H | 1.40 | 0.055" | 15.40 | 0.61" |
| M7MF375H | 0.25 | 0.01" | 13.60 | 0.54" |

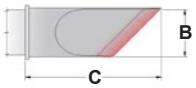


KNIFE

| Part Number | B MM | B IN. | C MM | C IN. |
|---|---|---|---|---|
| M7K100H | 4.50 | 0.18" | 16.65 | 0.66" |
| M7DS035H | 3.50 | 0.14" | 16.00 | 0.63" |
| M7DS526H | 4.50 | 0.18" | 16.65 | 0.66" |

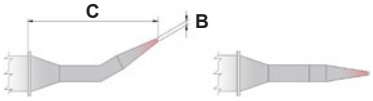


CONICAL BENT

| Part Number | B MM | B IN. | C MM | C IN. |
|---|---|---|---|---|
| M7B325H | 0.40 | 0.02" | 15.00 | 0.59" |
| M7SB275H | 0.50 | 0.02" | 11.80 | 0.46" |
| M7SB276H | 0.50 | 0.02" | 13.60 | 0.54" |

THERMALTRONICS

# MICRO FINE

## M Series Micro Fine

### MICRO FINE TIPS

M Series - Micro Fine tips are designed for precision soldering of very small components. The Micro Fine tips geometries range from 0.1mm to 1.0mm and enable operators to solder dense boards and micro-components with high precision.

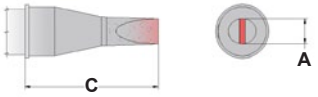


CHISEL

| Part Number | A MM | A IN. | C MM | C IN. |
|---|---|---|---|---|
| M7CH004 | 0.40 | 0.016” | 13.00 | 0.51" |
| M7CH006 | 0.60 | 0.024" | 13.00 | 0.51" |
| M7CH008 | 0.80 | 0.031" | 13.00 | 0.51" |

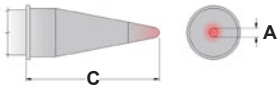


CONICAL

| Part Number | A MM | A IN. | C MM | C IN. |
|---|---|---|---|---|
| M7C001 | 0.10 | 0.004" | 13.00 | 0.51" |
| M7C002 | 0.20 | 0.008" | 13.00 | 0.51" |
| M7C004 | 0.40 | 0.016" | 13.00 | 0.51" |

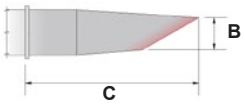


BEVEL / HOOF

| Part Number | B MM | B IN. | C MM | C IN. |
|---|---|---|---|---|
| M7BV007 | 0.70 | 0.028" | 13.00 | 0.51" |

### Micro Fine - Also available for TMT-2000S and K, P & S Series

| Part Number | A MM | A IN. | C MM | C IN. |
|---|---|---|---|---|
| K75C001 | 0.10 | 0.004" | 13.00 | 0.51" |
| K75C002 | 0.20 | 0.008" | 13.00 | 0.51" |
| K75C004 | 0.40 | 0.016" | 13.00 | 0.51" |
| K75CH006 | 0.60 | 0.024” | 13.00 | 0.51" |
| K75CH008 | 0.80 | 0.031" | 13.00 | 0.51" |

| Part Number | B MM | B IN. | C MM | C IN. |
|---|---|---|---|---|
| K75BV007 | 0.70 | 0.028" | 13.00 | 0.51" |

**6 = Temperature Sensitive 7 = Standard Applications 8 = High Performance**

THERMALTRONICS

# TMT-5000S

## Soldering Station

## TMT-5000S

ESD SAFE LEAD FREE

The TMT-5000S is based on Curie Heat Technology which responds to the thermal demands of each solder joint by adjusting the power instantaneously, thereby meeting the exact requirements of the substrate component and solder material.

- Curie Heat Technology operating at 13.56MHz.
- Features our unique T Series line of tip cartridges.
- No calibration or operator training required.
- No additional coil assembly costs.



## TMT-5000S SPECIFICATIONS

| | | |
|---|---|---|
| Input Line Voltage: | TMT-5000PS-1 | 100-110 VAC, 52W |
| | TMT-5000PS-2 | 220-240 VAC, 52W |
| Surface Resistivity: | | $10^5$ - $10^9$ Ω/sq |
| Tip to Ground Potential: | | <2 mV |
| Tip to Ground Resistance: | | <2 Ohms DC |
| Idle temperature Stability: | | +/- 1.1 °C (2 °F) |
| Max Enclosure Temperature: | | 50 °C (122 °F) |
| Fuse: | TMT-5000PS-1 | 250V 1A “Slo-Blo” |
| | TMT-5000PS-2 | 250V 0.5A “Slo-Blo” |
| Output Power (Maximum): | | 30 Watts |
| Output Frequency: | | 13.56 MHz |
| Size (W x H x D): | | 112mm x 205mm x 117mm |
| Weight: | | 2.58 KG |
| Input Line Frequency: | | 50/60 Hz |

## PACKING LIST

| | |
|---|---|
| TMT-5000PS | Power Supply |
| SHH-2 | Soldering Handpiece Holder |
| SHP-T | Soldering Handpiece |
| RMP-1 | Tip Removal Pad |
| SG-1-GR | Handpiece Grip Green |
| SG-1-BK | Handpiece Grip Black |
| BC-1 | Brass Curls |
| SPG-1 | Sulphide Free Sponge |
| CC-1 | Connection Cable |

## CERTIFICATION MARKS

*Tested & certified by TUV-SUD

THERMALTRONICS

www.thermaltronics.com

# TMT-5000S

## T Series Tip Cartridges

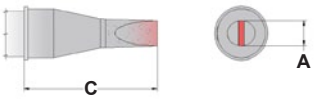


CHISEL

| Part Number | A MM | A IN. | C MM | C IN. |
|---|---|---|---|---|
| T70CH012 | 1.20 | 0.05" | 13.00 | 0.51" |
| T70CH016 | 1.60 | 0.06" | 13.00 | 0.51" |
| T70CH024 | 2.40 | 0.09" | 13.00 | 0.51" |
| T70CH030 | 3.00 | 0.12" | 11.00 | 0.43" |
| T70CH032 | 3.20 | 0.13" | 8.00 | 0.31" |
| T70CH052 | 5.20 | 0.20" | 12.00 | 0.47" |
| TM70CH038 | 3.80 | 0.15" | 22.00 | 0.87" |
| TM70CH175 | 2.50 | 0.10" | 10.00 | 0.39" |
| TM70CH176 | 1.78 | 0.07" | 10.00 | 0.39" |
| TM70CH177 | 1.50 | 0.06" | 10.00 | 0.39" |
| TM70CH178 | 1.00 | 0.04" | 9.00 | 0.35" |
| TM70CH179 | 1.00 | 0.04" | 6.40 | 0.25" |
| TM70CH180 | 3.00 | 0.12" | 8.90 | 0.35" |
| TM70CH181 | 3.00 | 0.12" | 5.20 | 0.20" |
| TM70CH250 | 5.00 | 0.20" | 7.50 | 0.30" |
| TM70CP200 | 2.50 | 0.10" | 6.40 | 0.25" |
| TM70CP201 | 1.80 | 0.07" | 6.40 | 0.25" |
| TM70CP202 | 1.50 | 0.06” | 6.40 | 0.25” |
| TM70LC650 | 5.00 | 0.20" | 11.40 | 0.45" |
| TM70LR403 | 1.78 | 0.07" | 15.00 | 0.59" |

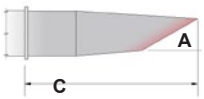


BEVEL / HOOF

| Part Number | A MM | A IN. | C MM | C IN. |
|---|---|---|---|---|
| T70BV010 | 1.00 | 0.04" | 13.40 | 0.53" |
| T70BV030 | 3.30 | 0.13" | 13.00 | 0.51" |
| T70WV020 | 2.00 | 0.08” | 13.00 | 0.51” |
| T70WV031 | 3.10 | 0.12” | 16.40 | 0.65” |
| TM70BV350 | 1.78 | 0.07" | 14.00 | 0.55" |
| TM70BS602 | 1.80 | 0.07" | 6.40 | 0.25" |
| TM70DS525 | 3.30 | 0.13" | 17.90 | 0.70" |
| TM70DS529 | 1.52 | 0.06" | 16.40 | 0.65" |
| TM70LR400 | 1.00 | 0.04" | 14.60 | 0.57" |
| TM70LR401 | 3.05 | 0.12" | 16.40 | 0.65" |
| TM70WV300 | 3.00 | 0.12" | 14.50 | 0.57" |

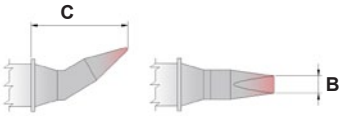


CHISEL BENT

| Part Number | B MM | B IN. | C MM | C IN. |
|---|---|---|---|---|
| TM70CB225 | 1.78 | 0.07" | 10.00 | 0.39" |
| TM70CB226 | 1.50 | 0.06" | 12.00 | 0.47" |

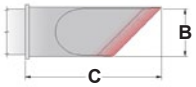


KNIFE

| Part Number | B MM | B IN. | C MM | C IN. |
|---|---|---|---|---|
| T70K047 | 4.70 | 0.19" | 13.00 | 0.51" |
| TM70DS526 | 4.83 | 0.19" | 16.00 | 0.63" |
| TM70K100 | 4.83 | 0.19" | 16.40 | 0.65" |

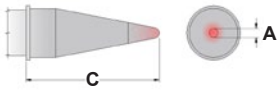


CONICAL

| Part Number | A MM | A IN. | C MM | C IN. |
|---|---|---|---|---|
| T70C004 | 0.40 | 0.016" | 10.40 | 0.41" |
| T70C010 | 1.00 | 0.04" | 13.00 | 0.51" |
| TM70C300 | 0.40 | 0.016" | 14.00 | 0.55" |
| TM70C301 | 0.50 | 0.02" | 5.00 | 0.20" |
| TM70CP302 | 0.40 | 0.016" | 8.90 | 0.35" |
| TM70CP303 | 1.00 | 0.04" | 7.40 | 0.29" |
| TM70CS150 | 0.40 | 0.016" | 13.00 | 0.51" |
| TM70CS151 | 1.00 | 0.04" | 13.40 | 0.53" |
| TM70CS152 | 0.40 | 0.016" | 8.50 | 0.33" |
| TM70CS154 | 1.00 | 0.04" | 16.40 | 0.65" |
| TM70CS155 | 0.50 | 0.02" | 15.40 | 0.61" |
| TM70MF375 | 0.25 | 0.01" | 13.40 | 0.53" |

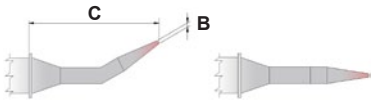


CONICAL BENT

| Part Number | B MM | B IN. | C MM | C IN. |
|---|---|---|---|---|
| TM70B325 | 0.40 | 0.016" | 16.00 | 0.63" |
| TM70BS375 | 0.25 | 0.01" | 13.00 | 0.51" |
| TM70MD575 | 0.51 | 0.02" | 15.40 | 0.61" |
| TM70SB275 | 0.40 | 0.016" | 8.40 | 0.33" |
| TM70SB276 | 0.50 | 0.02" | 14.00 | 0.55" |

**60 = Temperature Sensitive 70 = Standard Applications 80 = High Performance**

THERMALTRONICS

# TMT-2200S

## Dual Channel Soldering & Rework Station

## TMT-2200S

ESD FREE LEAD FREE

The TMT-2200S is based on Curie Heat Technology which responds to the thermal demands of each solder joint by adjusting the power instantaneously, thereby meeting the exact requirements of the substrate component and solder material.

- Dual ports with simultaneous heat up.
- High thermal recovery & performance.
- 470KHz power supply with built-in LCD display.
- No calibration or operator training required.
- No additional coil assembly costs.

## SYSTEM CONFIGURATIONS

| Model Number | Handpiece | Tip Cartridge |
|---|---|---|
| TMT-2200S-2KM | SHP-KM | K Series |
| TMT-2200S-2PM | SHP-PM | P Series |
| TMT-2200S-2SM | SHP-SM | S Series |
| TMT-2200S-KD | SHP-KD | KD Series[1] |

*KD Series Dual Heater Power Tips draw power from both soldering ports simultaneously into one power tip. For use in heavy ground plane applications.

## TMT-2200S SPECIFICATIONS

| | | |
|---|---|---|
| Input Line Voltage: | TMT-2200PS | 100-240 VAC |
| Surface Resistivity: | | $10^5$ - $10^9$ Ω/sq |
| Tip to Ground Potential: | | <2 mV |
| Tip to Ground Resistance: | | <2 Ohms DC |
| Idle temperature Stability: | | +/- 1.1 °C (2 °F) |
| Max Enclosure Temperature: | | 50 °C (122 °F) |
| Fuse: | TMT-2200PS | 250V 2A "Slo-Blo" |
| Output Power (Maximum): | | 110 Watts (Max) |
| Output Frequency: | | 470 KHz |
| Size (W x H x D): | | 126mm x 230mm x 148mm |
| Weight: | | 2.6 KG |
| LCD display: | | 60mm x 16mm |
| Input Line Frequency: | | 50-60 Hz |

## PACKING LIST

| | |
|---|---|
| TMT-2200PS | Power Supply |
| 2x SHH-5 | Soldering Handpiece Holder |
| 2x SHP-KM | Soldering Handpiece |
| 2x RMP-1 | Tip Removal Pad |
| 2x BC-1 | Brass Curls |
| 2x SPG-1 | Sulphide Free Sponge |

*Packing List configuration is based on the TMT-2200S-KM

## CERTIFICATION MARKS

*Tested & certified by TUV-SUD

THERMALTRONICS

# TMT-2200S

## Dual Channel Soldering & Rework Station

## TMT-2200S

ESD FREE LEAD FREE

KD Series Dual Heater Power Tips draw power from both soldering ports simultaneously into one power tip.

- For use in heavy ground plane applications.
- Large copper mass for increased stored energy
- Dual Heaters
- High thermal recovery & performance.

## TMT-2200S-KD PACKING LIST

| Part Number | Description | Part Number | Description |
|---|---|---|---|
| TMT-2200PS | Power Supply | RMP-1 | Tip Removal Pad |
| SHH-KD | Soldering Handpiece Holder | BC-1 | Brass Curls |
| SHP-KD | Soldering Handpiece | SPG-1 | Sulphide Free Sponge |

## KD SERIES TIP CARTRIDGES

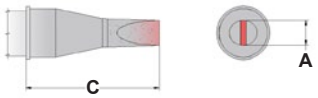


CHISEL

| Part Number | A MM | A IN. | C MM | C IN. |
|---|---|---|---|---|
| KD75CH018 | 1.80 | 0.07" | 16.80 | 0.66" |
| KD75CH025 | 2.50 | 0.10" | 16.80 | 0.66" |
| KD75CH030 | 3.00 | 0.12" | 15.60 | 0.61" |
| KD75CH032 | 3.20 | 0.13" | 15.90 | 0.63" |
| KD75CH040 | 4.00 | 0.16" | 12.60 | 0.50" |
| KD75CH050 | 5.00 | 0.20" | 17.00 | 0.67" |
| KD75CH060 | 6.00 | 0.24" | 13.50 | 0.53" |
| KD75CH080 | 8.00 | 0.31" | 13.50 | 0.53" |
| KD75CH155 | 15.50 | 0.61" | 15.00 | 0.59" |
| KD75CHU080 | 8.00 | 0.31" | 13.50 | 0.53" |
| KD75GV055 | 5.50 | 0.22" | 16.00 | 0.63” |
| KD75GV069 | 6.90 | 0.27" | 16.00 | 0.63“ |
| KD75GV070 | 7.00 | 0.28" | 13.10 | 0.52” |
| KD75GV079 | 7.90 | 0.31" | 15.20 | 0.60“ |
| KD75WV080 | 8.00 | 0.31" | 13.50 | 0.53" |

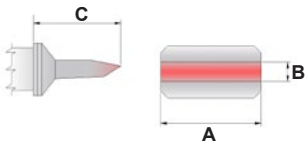


BLADE

| Part Number | A MM | A IN. | C MM | C IN. |
|---|---|---|---|---|
| KD75LB075 | 2.00 | 0.08" | 13.50 | 0.53" |
| KD75LB124 | 2.40 | 0.09" | 15.50 | 0.61" |
| KD75LB125 | 2.40 | 0.09" | 15.50 | 0.61" |

ROUND CONNECTOR

| Part Number | B MM | B IN. | C MM | C IN. |
|---|---|---|---|---|
| KD75RC075 | 1.00 | 0.04" | 14.00 | 0.55" |
| KD75RC085 | 1.20 | 0.05" | 15.50 | 0.61" |
| KD75RC104 | 1.60 | 0.06" | 24.50 | 0.97" |
| KD75RC104A | 1.60 | 0.06" | 24.50 | 0.97“ |
| KD75RC122 | 1.60 | 0.06" | 12.50 | 0.49" |
| KD75RC127 | 1.60 | 0.06" | 10.00 | 0.39" |
| KD75RC140 | 1.60 | 0.06" | 19.50 | 0.77" |

**65 = Temperature Sensitive 75 = Standard Applications 80 = High Performance**

THERMALTRONICS

# TMT-2000S

## Soldering Station

## TMT-2000S

ESD SAFE LEAD FREE

The TMT-2000S is based on Curie Heat Technology which responds to the thermal demands of each solder joint by adjusting the power instantaneously, thereby meeting the exact requirements of the substrate component and solder material.

- Curie Heat Technology operating at 470KHz.
- Max flexibility, allows the use of K, P, S Series tips.
- Extremely compact, weighs just 1.3KG.
- No calibration or operator training required.
- No additional coil assembly costs.

## SYSTEM CONFIGURATIONS

| Model Number | Handpiece | Tip Cartridge | Connector | Workstand |
|---|---|---|---|---|
| TMT-2000S-K | SHP-K | K Series | 3-Pin | SHH-4 Microswitch Workstand |
| TMT-2000S-PM | SHP-PM | P Series | 8-Pin | |
| TMT-2000S-SM | SHP-SM | S Series | 8-Pin | |
| TMT-2000S-K (UPG) | SHP-K | K Series | 3-Pin | SHH-5 Sleep Workstand |
| TMT-2000S-PM (UPG) | SHP-PM | P Series | 8-Pin | |
| TMT-2000S-SM (UPG) | SHP-SM | S Series | 8-Pin | |

## TMT-2000S SPECIFICATIONS

| | | |
|---|---|---|
| Input Line Voltage: | TMT-2000PS | 100-240 VAC, 55W |
| Surface Resistivity: | | $10^5$ - $10^9$ Ω/sq |
| Tip to Ground Potential: | | <2 mV |
| Tip to Ground Resistance: | | <2 Ohms DC |
| Idle temperature Stability: | | +/- 1.1 °C (2 °F) |
| Max Enclosure Temperature: | | 50 °C (122 °F) |
| Fuse: | TMT-2000PS | 250V 1A "Slo-Blo" |
| Output Power (Maximum): | | 50 Watts |
| Output Frequency: | | 470 KHz |
| Size (W x H x D): | | 110mm x 155mm x 92mm |
| Weight: | | 1.30 KG |
| Input Line Frequency: | | 50/60 Hz |

## PACKING LIST

| | |
|---|---|
| TMT-2000PS | Power Supply |
| SHH-4[1] | Soldering Handpiece Holder |
| SHP-K | Soldering Handpiece |
| RMP-1 | Tip Removal Pad |
| BC-1 | Brass Curls |
| SPG-1 | Sulphide Free Sponge |
| CC-1 | Connection Cable |

[1]Optional Feature: SHH-5 sleep workstand

## CERTIFICATION MARKS

*Tested & certified by TUV-SUD

www.thermaltronics.com

THERMALTRONICS

# TMT-2000S

## K, P & S Series Tip Cartridges

K SERIES

P SERIES

S SERIES

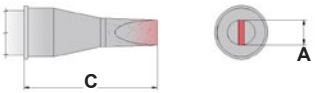


CHISEL

| Part Number | A MM | A IN. | C MM | C IN. |
|---|---|---|---|---|
| K75CH010 | 1.00 | 0.04" | 11.40 | 0.45" |
| K75CH015 | 1.50 | 0.059" | 10.30 | 0.41" |
| K75CH016 | 1.78 | 0.07" | 10.30 | 0.41" |
| K75CH018 | 1.78 | 0.07" | 10.30 | 0.41" |
| K75CH025 | 2.50 | 0.10" | 10.30 | 0.41" |
| K75CH032 | 3.20 | 0.13" | 5.00 | 0.20" |
| K75CH060 | 6.00 | 0.24" | 5.00 | 0.20" |
| K75CH080 | 8.00 | 0.31" | 5.00 | 0.20" |
| P75CH012 | 1.20 | 0.05" | 13.00 | 0.51" |
| P75CH016 | 1.60 | 0.06" | 13.00 | 0.51" |
| P75CH024 | 2.40 | 0.09" | 13.00 | 0.51" |
| P75CH032 | 3.20 | 0.13" | 8.00 | 0.31" |
| P75CH052 | 5.20 | 0.20" | 12.00 | 0.47" |
| S75CH010 | 1.00 | 0.04" | 11.40 | 0.45" |
| S75CH015 | 1.50 | 0.059" | 10.30 | 0.41" |
| S75CH016 | 1.78 | 0.07" | 10.30 | 0.41" |
| S75CH018 | 1.78 | 0.07" | 10.30 | 0.41" |
| S75CH025 | 2.50 | 0.10" | 10.30 | 0.41" |
| S75CH032 | 3.20 | 0.13" | 5.00 | 0.20" |

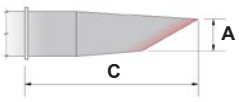


BEVEL / HOOF

| Part Number | A MM | A IN. | C MM | C IN. |
|---|---|---|---|---|
| K75BV011 | 1.10 | 0.04" | 13.40 | 0.53" |
| K75BVF010 | 1.10 | 0.04" | 13.40 | 0.53" |
| K75BV020 | 2.00 | 0.08" | 17.00 | 0.67" |
| K75BVF020 | 2.00 | 0.08" | 17.00 | 0.67" |
| K75BV030 | 3.30 | 0.13" | 13.00 | 0.51" |
| K75BVF030 | 3.30 | 0.13" | 13.00 | 0.51" |
| K75BV040 | 4.00 | 0.16" | 17.00 | 0.67" |
| K75DS023 | 3.10 | 0.12" | 18.20 | 0.72" |
| K75WV031 | 3.10 | 0.12" | 16.40 | 0.65" |
| K75WV080 | 8.00 | 0.31" | 11.00 | 0.43" |
| P75BV010 | 1.00 | 0.04" | 13.40 | 0.53" |
| P75BV030 | 3.30 | 0.13" | 13.00 | 0.51" |
| P75WV020 | 2.00 | 0.08" | 13.00 | 0.51" |
| P75WV031 | 3.10 | 0.12" | 16.40 | 0.65" |
| S75BV011 | 1.10 | 0.04" | 13.40 | 0.53" |
| S75BV020 | 2.00 | 0.08" | 17.00 | 0.67" |
| S75BV030 | 3.30 | 0.13" | 13.00 | 0.51" |
| S75BV040 | 4.00 | 0.16" | 17.00 | 0.67" |
| S75DS023 | 3.10 | 0.12" | 18.20 | 0.72" |
| S75WV031 | 3.10 | 0.12" | 16.40 | 0.65" |
| S75WV080 | 8.00 | 0.31" | 11.00 | 0.43" |

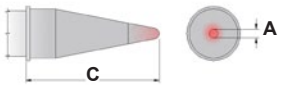


CONICAL

| Part Number | A MM | A IN. | C MM | C IN. |
|---|---|---|---|---|
| K75BV004 | 0.40 | 0.016" | 19.00 | 0.75" |
| K75CP010 | 1.00 | 0.04" | 14.40 | 0.57" |
| K75CS005 | 0.51 | 0.02" | 11.80 | 0.46" |
| K75CS010 | 1.00 | 0.04" | 15.40 | 0.61" |
| K75CS014 | 1.40 | 0.055" | 15.40 | 0.61" |
| K75MF003 | 0.25 | 0.01" | 13.60 | 0.54" |
| P75C004 | 0.40 | 0.016" | 10.40 | 0.41" |
| P75C010 | 1.00 | 0.04" | 13.00 | 0.51" |
| S75BV004 | 0.40 | 0.016" | 19.00 | 0.75" |
| S75CP010 | 1.00 | 0.04" | 14.40 | 0.57" |
| S75CS005 | 0.51 | 0.02" | 11.80 | 0.46" |
| S75CS010 | 1.00 | 0.04" | 15.40 | 0.61" |
| S75CS014 | 1.40 | 0.055" | 15.40 | 0.61" |
| S75MF003 | 0.25 | 0.01" | 13.60 | 0.54" |

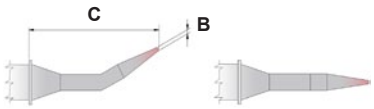


CONICAL BENT

| Part Number | B MM | B IN. | C MM | C IN. |
|---|---|---|---|---|
| K75SB005 | 0.51 | 0.02" | 11.80 | 0.46" |
| K75SB005A | 0.50 | 0.02" | 13.60 | 0.54" |
| S75SB005 | 0.51 | 0.02" | 11.80 | 0.46" |
| S75SB005A | 0.50 | 0.02" | 13.60 | 0.54" |

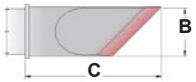


KNIFE

| Part Number | B MM | B IN. | C MM | C IN. |
|---|---|---|---|---|
| K75DS045 | 4.50 | 0.18" | 16.65 | 0.66" |
| K75DS061 | 4.50 | 0.18" | 16.65 | 0.66" |
| P75K047 | 4.70 | 0.19" | 13.00 | 0.51" |
| S75DS045 | 4.50 | 0.18" | 16.65 | 0.66" |
| S75DS061 | 4.50 | 0.18" | 16.65 | 0.66" |

*refer to page 4 for K series Micro Fine tips

**60 = Temperature Sensitive 75 = Standard Applications 80 = High Performance**

THERMALTRONICS

# TMT-1000S

## Soldering Station

## TMT-1000S

ESD FREE LEAD FREE

The TMT-1000S is based on Curie Heat Technology which responds to the thermal demands of each solder joint by automatically adjusting the power output instantaneously, providing instant power regulation to prevent overheating or underheating of components during soldering.

- Rapid RF heating with no temperature overshoot
- Precise temperature control ±1.1°C (±2°F)
- No calibration or operator training required
- No additional coil assembly costs
- Tip automatically powers down when handpiece is placed in sleep workstand

## SYSTEM CONFIGURATIONS

| Model Number | Handpiece | Tip Cartridge | Connector |
|---|---|---|---|
| TMT-1000S-K | SHP-K | K Series | 3-Pin |
| TMT-1000S-P | SHP-P | P Series | 3-Pin |
| TMT-1000S-S | SHP-S | S Series | 3-Pin |

## TMT-1000S SPECIFICATIONS

| | |
|---|---|
| Input Line Voltage: | 12VDC, 5A |
| Tip to Ground Potential: | <2 mV |
| Tip to Ground Resistance: | <2 Ohms DC |
| Idle temperature Stability: | +/- 1.1 °C (2 °F) |
| Max Enclosure Temperature: | 50 °C (122 °F) |
| Output Power (Maximum): | 50 Watts RF |
| Output Frequency: | 470 KHz |
| Size (W x H x D): | 90mm x 118mm x 101mm (3.5" x 4.65" x 4") |
| Weight: | 0.67 KG (1.5 LBS) |
| Input for Power Supply: | 100-240V, 50/60 Hz |

## PACKING LIST

| | |
|---|---|
| TMT-1000PS | Power Supply |
| K75CH018* | Soldering Tip Cartridge |
| SHH-6 | Sleep Workstand |
| SHP-K* | Soldering Handpiece |
| RMP-1 | Tip Removal Pad |
| BC-1 | Brass Curls |
| SPG-1 | Sulphide Free Sponge |
| S-POWER-1 | 12VDC Power Adapter |

*The handpiece & soldering tip cartridge will vary based on system configuration.

## CERTIFICATION MARKS

*Tested & certified by TUV-SUD

www.thermaltronics.com

THERMALTRONICS

# TMT-1000S

## Soldering Station

## AUTO-SLEEP WORKSTAND

Tip automatically powers down when handpiece is placed in sleep workstand.



## WHAT'S INCLUDED

THERMALTRONICS

# DS-KIT

## Desoldering Kit

## DS-KIT

ESD SAFE LEAD FREE

Thermaltronics DS-KIT desoldering kit uses shop air to create a powerful air vacuum to clean through-holes quickly and efficiently. Cleaning and maintenance is quick and easy with the use of replaceable filter wools (DS-FW-1) and chamber liners (DS-CL-1).

- Uses Thermaltronics DT Series Desoldering Tips.
- High thermal recovery & performance.
- Easy and simple maintenance.

## DESOLDERING KIT INCLUDES

| | DS-KIT-1* | DS-KIT-2* | DS-KIT-3* |
|---|---|---|---|
| Desoldering Gun Airhose | DS-AH-1 | DS-AH-1 | DS-AH-1 |
| Filter Wool (6 pairs) & Chamber Liner (15 pcs) | DS-CP-1 | DS-CP-1 | DS-CP-1 |
| Desoldering Gun | DS-GUN-1 | DS-GUN-2 | DS-GUN-3 |
| Desoldering Gun Handpiece Cable | DS-HPC-1 | DS-HPC-2 | DS-HPC-3 |
| Cleaning Toolkit | DS-TCT-1 | DS-TCT-1 | DS-TCT-1 |
| Cartridge Removal Pad | RMP-1 | RMP-1 | RMP-1 |
| Desoldering Gun Workstand | SHH-3 | SHH-3 | SHH-3 |

*DS-KIT-1 for use on TMT-9000S, DS-KIT-2 for use on TMT-5000S, DS-KIT-3 for use on TMT-2000S



## DESOLDERING TIPS

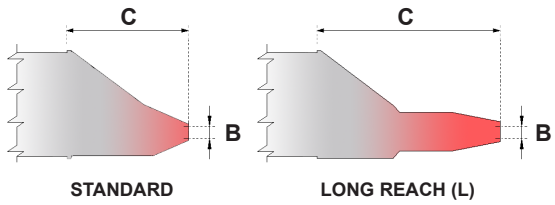


### TMT-5000S

| Part Number | B MM | B IN. | C MM | C IN. |
|---|---|---|---|---|
| T75DT003 | 0.80 | 0.03" | 13.00 | 0.51" |
| T75DT003L | 0.80 | 0.03" | 18.00 | 0.71" |
| T75DT004 | 1.10 | 0.04" | 13.00 | 0.51" |
| T75DT004L | 1.10 | 0.04" | 18.00 | 0.71" |
| T75DT005 | 1.35 | 0.05" | 13.00 | 0.51" |
| T75DT005L | 1.35 | 0.05" | 18.00 | 0.71" |
| T75DT006 | 1.50 | 0.06" | 13.00 | 0.51" |
| T75DT007 | 2.40 | 0.095" | 13.00 | 0.51" |

### TMT-9000S

| Part Number | B MM | B IN. | C MM | C IN. |
|---|---|---|---|---|
| M80DT003 | 0.80 | 0.03" | 13.00 | 0.51" |
| M80DT003L | 0.80 | 0.03" | 18.00 | 0.71" |
| M80DT004 | 1.10 | 0.04" | 13.00 | 0.51" |
| M80DT004L | 1.10 | 0.04" | 18.00 | 0.71" |
| M80DT005 | 1.35 | 0.05" | 13.00 | 0.51" |
| M80DT005L | 1.35 | 0.05" | 18.00 | 0.71" |
| M80DT006 | 1.50 | 0.06" | 13.00 | 0.51" |
| M80DT007 | 2.40 | 0.095" | 13.00 | 0.51" |

### TMT-2000S

| Part Number | B MM | B IN. | C MM | C IN. |
|---|---|---|---|---|
| K60DT003 | 0.80 | 0.03" | 13.00 | 0.51" |
| K60DT003L | 0.80 | 0.03" | 18.00 | 0.71" |
| K60DT004 | 1.10 | 0.04" | 13.00 | 0.51" |
| K60DT004L | 1.10 | 0.04" | 18.00 | 0.71" |
| K60DT005 | 1.35 | 0.05" | 13.00 | 0.51" |
| K60DT005L | 1.35 | 0.05" | 18.00 | 0.71" |
| K60DT006 | 1.50 | 0.06" | 13.00 | 0.51" |
| K60DT007 | 2.40 | 0.095" | 13.00 | 0.51" |



THERMALTRONICS

# TZ-KIT

## Tweezers Kit

## TZ-KIT

ESD SAFE LEAD FREE

Thermaltronics TZ-KIT tweezers handpiece is ergonomically designed for reworking even the smallest components. Allows locking of both arms and adjustment of tips horizontally and vertically.

- Uses Thermaltronics TZ Series Tweezers Tips.
- Dual lockable arms.
- Adjustable alignment of tips in x-y directions.

## TWEEZERS KIT INCLUDES

| | TZ-KIT-1* | TZ-KIT-2* | TZ-KIT-3* |
|---|---|---|---|
| Tweezers Handpiece | SHP-MTZ | SHP-TTZ | SHP-KTZ |
| Tweezers Workstand | SHH-MTZ | SHH-TTZ | SHH-KTZ |

*TZ-KIT-1 for use on TMT-9000S, TZ-KIT-2 for use on TMT-5000S, TZ-KIT-3 for use on TMT-2000S





## TWEEZERS TIPS

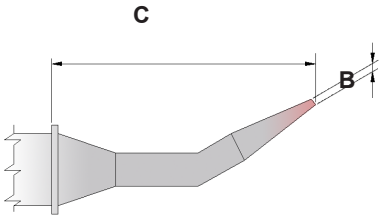


### TMT-5000S

| Part Number | B MM | B IN. | C MM | C IN. |
|---|---|---|---|---|
| T70TZ003 | 0.25 | 0.01" | 13.40 | 0.53" |
| T70TZ004 | 0.40 | 0.016" | 16.00 | 0.63" |
| T70TZ010 | 1.00 | 0.04" | 13.40 | 0.53" |
| T70TZ010B | 1.00 | 0.04" | 9.00 | 0.35" |
| T70TZ015 | 1.50 | 0.06" | 12.00 | 0.47" |
| T70TZ018 | 1.78 | 0.07" | 15.00 | 0.59" |
| T70TZ018B | 1.78 | 0.07" | 10.00 | 0.39" |
| T70TZ025 | 4.83 | 0.19" | 16.40 | 0.65" |
| T70TZ100 | 10.41 | 0.42" | 9.00 | 0.35" |
| T70TZ160 | 15.75 | 0.62" | 9.00 | 0.35" |
| T70TZ220 | 22.10 | 0.87" | 9.00 | 0.35" |

### TMT-9000S

| Part Number | B MM | B IN. | C MM | C IN. |
|---|---|---|---|---|
| M80TZ003 | 0.25 | 0.01" | 13.40 | 0.53" |
| M80TZ004 | 0.40 | 0.016" | 16.00 | 0.63" |
| M80TZ010 | 1.00 | 0.04" | 13.40 | 0.53" |
| M80TZ010B | 1.00 | 0.04" | 9.00 | 0.35" |
| M80TZ015 | 1.50 | 0.06" | 12.00 | 0.47" |
| M80TZ018 | 1.78 | 0.07" | 15.00 | 0.59" |
| M80TZ018B | 1.78 | 0.07" | 10.00 | 0.39" |
| M80TZ025 | 4.83 | 0.19" | 16.40 | 0.65" |
| M80TZ100 | 10.41 | 0.42" | 9.00 | 0.35" |
| M80TZ160 | 15.75 | 0.62" | 9.00 | 0.35" |
| M80TZ220 | 22.10 | 0.87" | 9.00 | 0.35" |

### TMT-2000S

| Part Number | B MM | B IN. | C MM | C IN. |
|---|---|---|---|---|
| K60TZ003 | 0.25 | 0.01" | 13.40 | 0.53" |
| K60TZ004 | 0.40 | 0.016" | 16.00 | 0.63" |
| K60TZ010 | 1.00 | 0.04" | 13.40 | 0.53" |
| K60TZ010B | 1.00 | 0.04" | 9.00 | 0.35" |
| K60TZ015 | 1.50 | 0.06" | 12.00 | 0.47" |
| K60TZ018 | 1.78 | 0.07" | 15.00 | 0.59" |
| K60TZ018B | 1.78 | 0.07" | 10.00 | 0.39" |
| K60TZ025 | 4.83 | 0.19" | 16.40 | 0.65" |
| K60TZ100 | 10.41 | 0.42" | 9.00 | 0.35" |
| K60TZ160 | 15.75 | 0.62" | 9.00 | 0.35" |
| K60TZ220 | 22.10 | 0.87" | 9.00 | 0.35" |

THERMALTRONICS

# ACCESSORIES

## Hot Air Tools

## TMT-HA300

ESD SAFE LEAD FREE

The TMT-HA300 hot air tool uses a large diaphragm pump and can be used for the removal and reflow of surface mount components such as SOIC, QFP, PLCC and other similar devices.

- Digital display shows temperature and status.
- Airflow meter provides visual feedback of air flow.
- Adjustable, easy to use temp and air control knobs
- Uses HTN Series Hot Air Nozzles

### TMT-HA300 SPECIFICATIONS

| | | |
|---|---|---|
| Input Line Voltage: | TMT-HA300-1 | 100-110 VAC |
| | TMT-HA300 | 220-240 VAC |
| Power: | | 500 Watts |
| Temperature Range: | | 100 °C - 480 °C |
| Pump: | | Diaphragm Pump |
| Airflow (Max): | | 23L / min |
| Fuse: | TMT-HA300-1 | 250V 5A |
| | TMT-HA300 | 250V 3A |
| Size (W x H x D): | | 188mm x 127mm x 246mm |
| Weight: | | 3.00 KG |

### PACKING LIST

| | |
|---|---|
| TMT-HA300 | Hot Air Tool |
| HTN-D30 | Nozzle 3.0mm (0.12") |
| HTN-D50 | Nozzle 5.0mm (0.20") |
| HTN-D80 | Nozzle 8.0mm (0.31") |
| HTN-D100 | Nozzle 10.0mm (0.39") |
| HA-HE300 | Heating Element |

### CERTIFICATION MARK

CE

## TMT-HA600

ESD SAFE LEAD FREE

The TMT-HA600 hot air tool uses a large diaphragm pump and a high power 1300W heater, designed to work on more difficult applications, in the removal and reflow of surface mount components.

- Fast heating and temperature recovery
- Simple controls allow easy adjustment.
- Uses HTN Series Hot Air Nozzles
- Digital display with easy-to-adjust temp and airflow

### TMT-HA600 SPECIFICATIONS

| | | |
|---|---|---|
| Input Line Voltage: | TMT-HA600-1 | 100-110 VAC |
| | TMT-HA600-2 | 220-240 VAC |
| Power: | | 1300 Watts |
| Temperature Range: | | 100 °C - 480 °C |
| Pump: | | Diaphragm Pump |
| Airflow (Max): | | 23L / min |
| Fuse: | TMT-HA600-1 | 250V 15A |
| | TMT-HA600-2 | 250V 8A |
| Size (W x H x D): | | 188mm x 127mm x 246mm |
| Weight: | | 3.00 KG |

### PACKING LIST

| | |
|---|---|
| TMT-HA600 | Hot Air Tool |
| HTN-D50 | Nozzle 5.0mm (0.20") |
| HTN-D80 | Nozzle 8.0mm (0.31") |
| HTN-D100 | Nozzle 10.0mm (0.39") |
| HTN-D120 | Nozzle 12.0mm (0.47") |
| HA-HE600 | Heating Element |

### CERTIFICATION MARK

CE

THERMALTRONICS

# ACCESSORIES

## HTN Series Hot Air Nozzles

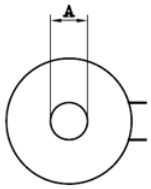


### Nozzles - Standard

| Part Number | Description | A MM | A IN. |
|---|---|---|---|
| HTN-D30 | Nozzle 3.0mm | 3.0 | 0.12” |
| HTN-D50 | Nozzle 5.0mm | 5.0 | 0.20” |
| HTN-D80 | Nozzle 8.0mm | 8.0 | 0.31” |
| HTN-D100 | Nozzle 10.0mm | 10.0 | 0.39” |
| HTN-D120 | Nozzle 12.0mm | 12.0 | 0.47” |

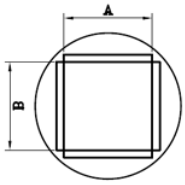

### Nozzles - PLCC, BQFP, QFP

| Part Number | Description | A MM | A IN. | B MM | B IN. |
|---|---|---|---|---|---|
| HTN-PL20 | Nozzle 11.9mm x 11.9mm, PLCC-20 | 11.9 | 0.47” | 11.9 | 0.47” |
| HTN-PL28 | Nozzle 14.5mm x 14.5mm, PLCC-28 | 14.5 | 0.57” | 14.5 | 0.57” |
| HTN-PL32 | Nozzle 16.9mm x 14.3mm, PLCC-32 | 16.9 | 0.67” | 14.3 | 0.56” |
| HTN-PL44 | Nozzle 19.5mm x 19.5mm, PLCC-44 | 19.5 | 0.77” | 19.5 | 0.77” |
| HTN-PL52 | Nozzle 22.0mm x 22.0mm, PLCC-52 | 22.0 | 0.87” | 22.0 | 0.87” |
| HTN-PL68 | Nozzle 27.0mm x 27.2mm, PLCC-68 | 27.0 | 1.06” | 27.2 | 1.07” |
| HTN-PL84 | Nozzle 32.4mm x 32.4mm, PLCC-84 | 32.4 | 1.28” | 32.4 | 1.28” |
| HTN-QF48 | Nozzle 8.4mm x 8.4mm, QFP-48 | 8.4 | 0.33” | 8.4 | 0.33” |
| HTN-QF44 | Nozzle 13.4mm x 13.4mm, QFP-44 | 13.4 | 0.53” | 13.4 | 0.53” |
| HTN-QF80 | Nozzle 17.3mm x 17.3mm, QFP-52,80 | 17.3 | 0.68” | 17.3 | 0.68” |
| HTN-QF100 | Nozzle 23.4mm x 18.1mm, QFP-64,80,100 | 23.4 | 0.92” | 18.1 | 0.71” |
| HTN-QF160 | Nozzle 31.2mm x 31.2mm, QFP-120,128,144,160 | 31.2 | 1.23” | 31.2 | 1.23” |
| HTN-BQ100 | Nozzle 22.4mm x 22.4mm, BQFP-100 | 22.4 | 0.88” | 22.4 | 0.88” |
| HTN-QF240 | Nozzle 34.5mm x 34.5mm, QFP-240 | 34.5 | 1.36” | 34.5 | 1.36” |
| HTN-BQ196 | Nozzle 37.7mm x 37.7mm, BQFP-196 | 37.7 | 1.48” | 37.7 | 1.48” |
| HTN-QF208 | Nozzle 29.8mm x 29.8mm, QFP-208 | 29.8 | 1.17” | 29.8 | 1.17” |

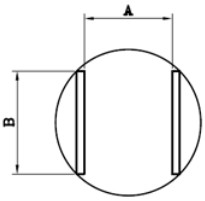

### Nozzles - SOIC, TSOP

| Part Number | Description | A MM | A IN. | B MM | B IN. |
|---|---|---|---|---|---|
| HTN-SC16 | Nozzle 6.8mm x 10.2mm, SOIC 14, 16 | 6.8 | 0.27” | 10.2 | 0.40” |
| HTN-SL16 | Nozzle 10.6mm x 10.8mm, SOL 14, 16 | 10.6 | 0.42” | 10.8 | 0.43” |
| HTN-SL20 | Nozzle 10.6mm x 13.3mm, SOL 20, 20J | 10.6 | 0.42” | 13.3 | 0.52” |
| HTN-SL24 | Nozzle 10.6mm x 15.9mm, SOL 24, 24J | 10.6 | 0.42” | 15.9 | 0.63” |
| HTN-SL28 | Nozzle 10.6mm x 18.4mm, SOL 28 | 10.6 | 0.42” | 18.4 | 0.72” |
| HTN-SL44 | Nozzle 16.0mm x 27.9mm, SOL 44 | 16.0 | 0.63” | 27.9 | 1.10” |
| HTN-SJ32 | Nozzle 13.5mm x 20.6mm, SOJ 32 | 13.5 | 0.53” | 20.6 | 0.81” |
| HTN-SJ40 | Nozzle 13.5mm x 25.4mm, SOJ 40 | 13.5 | 0.53” | 25.4 | 1.00” |
| HTN-TS24 | Nozzle 17.0mm x 7.1mm, TSOP 20-24 PIN | 17.0 | 0.67” | 7.1 | 0.28” |
| HTN-TS32 | Nozzle 21.0mm x 9.1mm, TSOP 28-32 PIN | 21.0 | 0.83” | 9.1 | 0.36” |
| HTN-TS40 | Nozzle 21.0mm x 10.8, TSOP 40 PIN | 21.0 | 0.83” | 10.8 | 0.43” |
| HTN-TS48 | Nozzle 21.0mm x 13.3mm, TSOP 48 PIN | 21.0 | 0.83” | 13.3 | 0.52” |
| HTN-TS24B | Nozzle 10.2mm x 18.4mm, TSOP 20-24 PIN | 10.2 | 0.40” | 18.4 | 0.72” |
| HTN-TS44 | Nozzle 12.7mm x 19.8mm, TSOP 24-28/40-44 PIN | 12.7 | 0.50” | 19.8 | 0.78” |

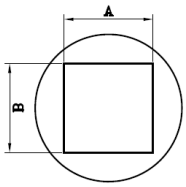

### Nozzles - BGA

| Part Number | Description | A MM | A IN. | B MM | B IN. |
|---|---|---|---|---|---|
| HTN-B1010 | Nozzle 10.0mm x 10.0mm | 10.0 | 0.39” | 10.0 | 0.39” |
| HTN-B1313 | Nozzle 13.0mm x 13.0mm | 13.0 | 0.51” | 13.0 | 0.51” |
| HTN-B1616 | Nozzle 16.0mm x 16.0mm | 16.0 | 0.63” | 16.0 | 0.63” |
| HTN-B1919 | Nozzle 19.0mm x 19.0mm | 19.0 | 0.75” | 19.0 | 0.75” |
| HTN-B2828 | Nozzle 28.0mm x 28.0mm | 28.0 | 1.10” | 28.0 | 1.10” |
| HTN-B3030 | Nozzle 30.0mm x 30.0mm | 30.0 | 1.18” | 30.0 | 1.18” |
| HTN-B3232 | Nozzle 32.0mm x 32.0mm | 32.0 | 1.26” | 32.0 | 1.26” |
| HTN-B3636 | Nozzle 36.0mm x 36.0mm | 36.0 | 1.42” | 36.0 | 1.42” |
| HTN-B3939 | Nozzle 39.0mm x 39.0mm | 39.0 | 1.54” | 39.0 | 1.54” |
| HTN-B4141 | Nozzle 41.0mm x 41.0mm | 41.0 | 1.61” | 41.0 | 1.61” |
| HTN-B4343 | Nozzle 43.0mm x 43.0mm | 43.0 | 1.69” | 43.0 | 1.69” |
| HTN-B4545 | Nozzle 45.0mm x 45.0mm | 45.0 | 1.77” | 45.0 | 1.77” |

THERMALTRONICS

# ACCESSORIES

## Preheaters

## TMT-PH200

ESD SAFE LEAD FREE

The TMT-PH200 infrared, board preheater is suitable for leaded and lead free, applications. A sensor controlled feedback loop system with digital display enables easy adjustment of temperature.

- Adjustable, easy to use temperature control knob
- Digital display shows temperature
- Utilizes a quartz infrared heater
- Sensor control feedback loop to control temperature

### TMT-PH200 SPECIFICATIONS

| | |
|---|---|
| Input Line Voltage: | 220-240 VAC |
| Power: | 600 Watts |
| Temperature Range: | 100 °C - 380 °C |
| Heating Area (W x L): | 130mm x 130mm |
| Heating Method: | Infrared |
| Fuse: | 250V 5A |
| Size (W x H x D): | 220mm x 73mm x 250mm |
| Weight: | 2.1 KG |

### PACKING LIST

| | |
|---|---|
| TMT-PH200 | IR Preheater |

### CERTIFICATION MARK

CE

## TMT-PH300

ESD SAFE LEAD FREE

The TMT-PH300 uses advanced, intelligent, control technology to accurately regulate the temperature of the infrared board preheater. Three heating modes allow the system to manage both leaded and lead free applications.

- Microprocessor accurately regulates temperature
- Two external temperature sensor probes
- Professional board holder allows 3D adjustments
- Three heating modes to meet different requirements

### TMT-PH300 SPECIFICATIONS

| | | |
|---|---|---|
| Input Line Voltage: | TMT-PH300-1 | 100-110 VAC, 1000 Watts |
| | TMT-PH300 | 220-240 VAC, 850 Watts |
| Temperature Range: | | 50°C - 400°C |
| Heating Area (W x L): | | 200mm x 250mm |
| Heating Method: | | Infrared |
| Fuse: | TMT-PH300-1 | 250V 15A |
| | TMT-PH300 | 250V 8A |
| Size (W x H x D): | | 260mm x 90mm x 410mm |
| Weight: | | 3.8 KG |

*Optional: For extra large applications please use the TMT-PH600 preheater.

### PACKING LIST

| | |
|---|---|
| TMT-PH300 | IR Preheater |
| PH-KTC-1 | Thermocouples - 2 Pack |

### CERTIFICATION MARK

CE ETL LISTED

THERMALTRONICS

# ACCESSORIES

## Preheater, Fume Extraction

## TMT-PH600

ESD SAFE LEAD FREE

The TMT-PH600 uses advanced, intelligent, control technology to accurately regulate the temperature of the infrared board preheater. Three heating modes allow the system to manage both leaded and lead free applications.

- Microprocessor accurately regulates temperature
- Two external temperature sensor probes
- Professional board holder allows 3D adjustments
- Three heating modes to meet different requirements

### TMT-PH600 SPECIFICATIONS

| | | |
|---|---|---|
| Input Line Voltage: | TMT-PH600-1 | 100-110 VAC, 2000 Watts |
| | TMT-PH600-2 | 220-240 VAC, 1500 Watts |
| Temperature Range: | | 50°C - 400°C |
| Heating Area (W x L): | | 310mm x 310mm |
| Heating Method: | | Infrared |
| Fuse: | TMT-PH600-1 | 250V 16A |
| | TMT-PH600-2 | 250V 10A |
| Size (W x H x D): | | 520mm x 380mm x 100mm |
| Weight: | | 9 KG |

### PACKING LIST

| | |
|---|---|
| TMT-PH600 | IR Preheater |
| PH-KTC-1 | Thermocouples - 2 Pack |

### CERTIFICATION MARK

## TMT-FE100S

ESD SAFE LEAD FREE

The Thermaltronics TMT-FE100S fume extraction unit, takes up minimal benchtop space but is inclusive of a prefilter and a separate HEPA filter, to ensure operator safety. Fan speed can also be adjusted, based on the proximity of the soldering operation or the amount of fumes being generated.

- HEPA filtration ensuring operator safety
- Light & compact, takes up minimal benchtop space
- Adjustable, easy to use fan speed control

### TMT-FE100S SPECIFICATIONS

| | | |
|---|---|---|
| Input Line Voltage: | TMT-FE100S-1 | 100-110 VAC |
| | TMT-FE100S-2 | 220-240 VAC |
| HEPA Efficiency: | FE-MF100 | 90% at 0.3 micron |
| | FE-MF199 | 99% at 0.3 micron (optional) |
| Fan Capacity: | | 5.0 m³ / min |
| Air Flow: | | 50 CFM |
| Fuse: | TMT-FE100S-1 | 250V 1.0A |
| | TMT-FE100S-2 | 250V 0.5A |
| Size (W x H x D): | | 166mm x 205mm x 142mm |
| Weight: | | 2 KG |

### PACKING LIST

| | |
|---|---|
| TMT-FE100S | Fume Extraction System |
| FE-PF100 | Pre-filter |
| FE-MF100 | Main Filter |

[1]Optional Feature: FE-KIT-1 fume extraction kit

### CERTIFICATION MARKS

*Tested & certified by TUV-SUD

THERMALTRONICS

# ACCESSORIES

## Auto Solder Feeder, Tip Tester

## AF-KIT

ESD SAFE LEAD FREE

Thermaltronics AF-KIT auto solder feeder kit provides for single handed operation during soldering applications. The kit is provided as an accessory to existing Thermaltronics hand soldering tools.

- Adjustable speed, feed length
- Adjustable feed retraction
- Use of step motor allows precision control
- Increases efficiency

### AUTO SOLDER FEEDER KIT INCLUDES

| | AF-KIT-1* | AF-KIT-2* | AF-KIT-3* |
|---|---|---|---|
| Auto Feeder | TMT-AF100 | TMT-AF100 | TMT-AF100 |
| Handpiece Holder | AF-HDL-1 | AF-HDL-2 | AF-HDL-3 |
| Guide Pipe Assembly | AF-HPK-1 | AF-HPK-2 | AF-HPK-3 |
| Auto Feeder Nozzle Pack | AF-NOZ-1 | AF-NOZ-1 | AF-NOZ-1 |
| Auto Feeder Switch | AF-PEDAL-1 | AF-PEDAL-1 | AF-PEDAL-1 |
| AC Power Adapter | AF-POWER-1 | AF-POWER-1 | AF-POWER-1 |

*AF-KIT-1 for use on TMT-9000S, AF-KIT-2 for use on TMT-5000S, AF-KIT-3 for use on TMT-2000S

## TMT-STIO

LEAD FREE

The TMT-ST10 is a three-in-one tip tester, providing tip temperature measurement, tip to ground resistance and tip to ground AC voltage leakage. Test data can be easily saved to memory and exported for data analysis.

- Data save and export
- Lightweight and easy to use.
- Accurately test tip temperature
- Accurately test tip to ground resistance and tip to ground AC leakage.

### TMT-STIO SPECIFICATIONS

| | |
|---|---|
| Voltage: | 9V Battery |
| Temperature Precision: | ±3°C / ±6°F |
| Temperature Sensor: | K Type Thermocouple |
| Voltage Measurement Range: | 0 to 100mV (AC) |
| Resistance Range: | 0 to 100Ω |
| Size (W x H x D): | 85mm x 175mm x 48mm |
| Weight: | 0.35 KG |

### PACKING LIST

| | |
|---|---|
| TMT-ST10 | Tip Tester |
| ST-GWIRE-1 | Ground wire |
| ST-CABLE-X[1] | Mini USB Data Cable |

[1]ST-GWIRE-1 = EU Plug, ST-GWIRE-2 = US Plug, ST-GWIRE-3 = CN Plug

THERMALTRONICS

# ACCESSORIES

Tip Cleaner, Tip Tinner, Flux Paste

## TMT-ASTC100

ESD SAFE | LEAD FREE

The TMT-ASTC automatic solder tip cleaner helps rework badly oxidized tips. Two high quality brass brushes, which revolve in opposite directions, aid in the removal of oxidisation from the soldering tip.

- Removes tip oxidation
- Light & compact, takes up minimal benchtop space
- Easy to clean and maintain

## TMT-TC-2

LEAD FREE

The TMT-TC-2 Tip Tinners is a compressed tablet of pure tin and ammonia phosphate formulation in a metal container with lid. It has a self adhesive pad on the underside to allow it to be affixed on, or near the work station.

- Removes tip oxidation
- No-Clean compatible formulation
- Minimal residues
- Rapidly re-tins badly oxidised soldering iron tips.

## TMT-FP-1

LEAD FREE

Thermaltronics TMT-FP-1 Rosin flux paste is a petrolatum-based soldering paste containing rosin. It is designed for lead and lead-free electronics applications and does not contain Zinc Chloride or Ammonium Chloride.

- For Lead & Lead free applications
- RoHS Compliant
- Ideal for electronic soldering, repair & rework
- No Clean Flux
- Zinc Chloride & Ammonium Chloride Free

THERMALTRONICS

THERMALTRONICS

## Introduction

With today's delicate and complex electronic assemblies, temperature accuracy is a consistent challenge. Component density, lead size and thermally sensitive components all combine to make process control demands, criteria which many systems fail to meet.

Thermaltronics CHT (Curie Heat Technology) is different, it responds to the thermal demands of each solder joint by adjusting the power instantaneously, thereby meeting the exact requirements of the substrate component and solder material.

The Thermaltronics Soldering Product range includes both 13.56 MHz Power Supplies and those which operate at 470KHz. The extended range of power supplies and associated accessories provide users with a wide choice of soldering solutions and ensure full compatibility with existing competitive products.

All Thermaltronics products are produced in accordance with ISO 9000 & ISO 14000 standards and meet either TUV, GS, CE or NRTL safety requirements. Strict quality control procedures are in place and product warranties are among the best in the industry.

The new range of soldering systems and cartridges, engineered by Thermaltronics, also incorporate further improvements in design which optimize power thresholds and provide increased performance and reliability. Advances in plating technology have also ensured reductions in the "cost of ownership" and extended tip life.

To aid in the selection of the correct temperature profile, Thermaltronics solder cartridges are color coded for easy identification. This unique feature has additional benefits in both inventory management and quality control.

## Other features which have been verified through extensive testing include:

√ Color coded tips which provide full process control

√ Improved plating which extends service life and provides cost savings

√ Gold plated connectors which improve connectivity and optimize power transmission

√ Enhanced cartridge design which achieves faster point to point soldering

√ Curie Heat technology which provides stable tip temperatures

SPEED – QUALITY – COST REDUCTION – INCREASED PRODUCTIVITY

THERMALTRONICS